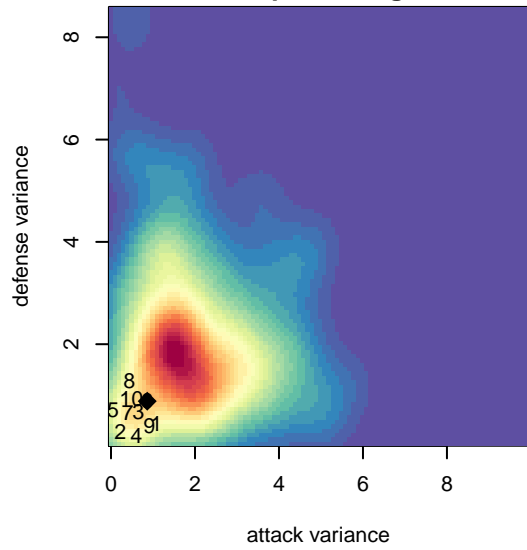
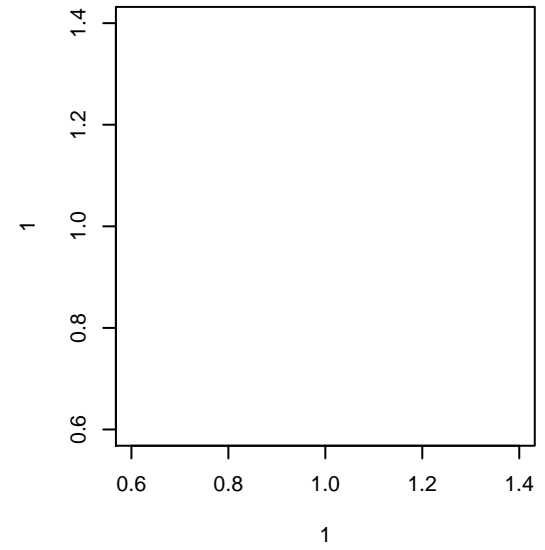
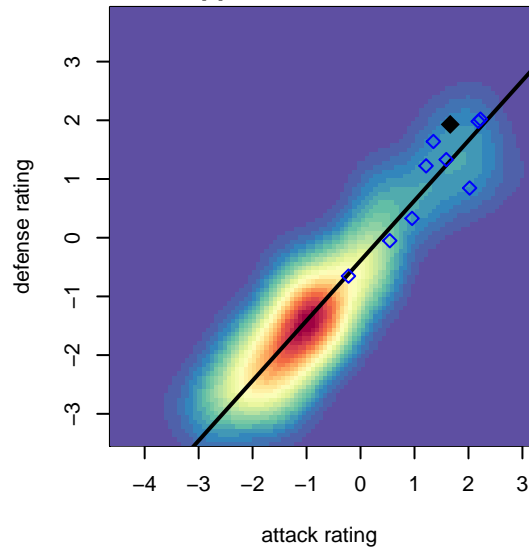


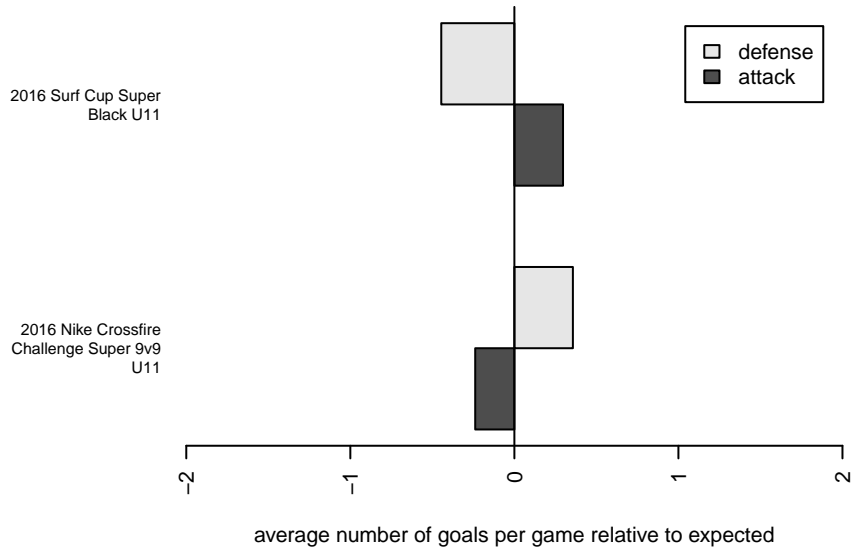
**attack and defense variance (black dot)
relative to other teams
and top 10 in region**



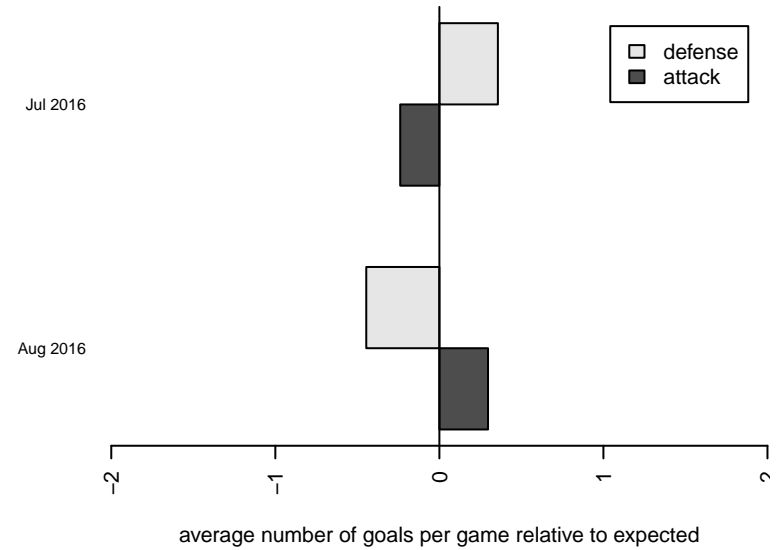
**attack and defense rating
relative to others at age
and all opponents in last 13 months**



Performance relative to 13 month average



Performance relative to 13 month average



date	home		away		venue	pred.home	pred.away
2016-08-07	Anaheim Surf EGSL G06	3	So Cal Blue Holley G06	0	2016 Surf Cup Super Black U11	3.76	0.36
2016-08-07	Anaheim Surf EGSL G06	1	Legends FC G06	2	2016 Surf Cup Super Black U11	0.73	1.24
2016-08-06	Beach FC Gold G06	3	Anaheim Surf EGSL G06	3	2016 Surf Cup Super Black U11	1.07	2.30
2016-08-06	Anaheim Surf EGSL G06	2	Solar Chelsea SC Red G06	0	2016 Surf Cup Super Black U11	1.02	0.54
2016-07-18	Anaheim Surf EGSL G06	1	San Diego Surf Academy EGSL G06	0	2016 Nike Crossfire Challenge Super 9v9	0.67	1.24
2016-07-17	Mustang SC Elite G06	1	Anaheim Surf EGSL G06	1	2016 Nike Crossfire Challenge Super 9v9	0.48	1.57
2016-07-17	Anaheim Surf EGSL G06	1	Mustang SC Red G06	0	2016 Nike Crossfire Challenge Super 9v9	1.42	0.69
2016-07-16	Anaheim Surf EGSL G06	11	Whitecaps FC Prospects G06	0	2016 Nike Crossfire Challenge Super 9v9	9.84	0.12
2016-07-16	Anaheim Surf EGSL G06	4	GS Surf A G06	0	2016 Nike Crossfire Challenge Super 9v9	5.68	0.25